

FRAGILITY VULNERABILITY ASSESSMENT

Date: 9/17/2018
Building Type: RC2/LR/LD
Author: UNIANDES
Sheet: 1 de 3

REINFORCED CONCRETE BUILDINGS

GENERAL INFORMATION

Index Building Taxonomy Code:

- Main structural system:.....
- Height range:.....
- Seismic design level:.....
- Diaphragm Type:.....
- Structural Irregularity:.....
- Span Length:.....
- Pier Type:.....
- Foundation Type and Flexibility:.....
- Seismic Pounding Risk:.....
- Seismic Retrofitting:.....
- Structural Health Conditions:.....
- Vulnerable Non-Structural Components:.....

RC2/LR/LD/RD/NI/SS/SW/RF/NP/OS/GC/VN

RC1	<input type="checkbox"/>	RC2	<input checked="" type="checkbox"/>	RC3	<input type="checkbox"/>	RC4	<input type="checkbox"/>	RC5	<input type="checkbox"/>
		Low (LR)	<input checked="" type="checkbox"/>	Medium (MR)	<input type="checkbox"/>	High (HR)	<input type="checkbox"/>		
Poor (PD)	<input type="checkbox"/>	Low (LD)	<input checked="" type="checkbox"/>	Medium (MD)	<input type="checkbox"/>	High (HD)	<input type="checkbox"/>		
		Flexible diaphragm (FD)	<input type="checkbox"/>	Rigid diaphragm (RD)	<input checked="" type="checkbox"/>				
No irreg. (NI)	<input checked="" type="checkbox"/>	Hor. (HI)	<input type="checkbox"/>	Vert. (VI)	<input type="checkbox"/>	Hor. and vert. (HV)	<input type="checkbox"/>		
		Short span (SS)	<input checked="" type="checkbox"/>	Slender - weak column (SW)	<input type="checkbox"/>				
		Regular column (RO)	<input checked="" type="checkbox"/>	Regular column (RO)	<input type="checkbox"/>				
		Rigid foundation (RF)	<input checked="" type="checkbox"/>	Flexible foundation (FF)	<input type="checkbox"/>				
		No pounding (NP)	<input checked="" type="checkbox"/>	Pounding risk (PR)	<input type="checkbox"/>				
		Original structure (OS)	<input checked="" type="checkbox"/>	Retrofitted structure (RS)	<input type="checkbox"/>				
		Good condition (GC)	<input checked="" type="checkbox"/>	Poor condition (PC)	<input type="checkbox"/>				
		Non vulnerable (NN)	<input type="checkbox"/>	Vulnerable (VN)	<input checked="" type="checkbox"/>				

INTRINSIC CHARACTERISTICS

General Geometry:

Building plane area (m ²):.....	304
Building total area (m ²):.....	304
Number of stories:.....	1
Story height (m):.....	3
Number of spans in X direction:.....	7
Typical span length in X direction (m):.....	4.5
Number of spans in Y direction (m):.....	3
Typical span length in Y direction (m):.....	3.5
Foundation system:.....	CISF
Typical column dimensions (cm x cm):.....	25X30
Typical beam dimensions (cm x cm):.....	20X30
Typical shear wall dimensions (cm x cm):.....	-
Typical bracing member section (cm x cm):.....	-

Material properties:

Concrete:..... f _c (MPa):	21	E _c (GPa):	21.5
Reinforcement:..... f _y (Mpa):	420	E _s (GPa):	200
Structural steel:..... f _y (Mpa):	-	E _s (GPa):	-
Masonry:..... f _m (MPa):	-	γ:	-

Infill walls:

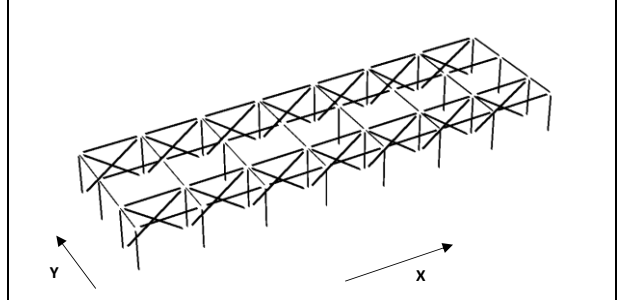
Infill type:.....	Interior walls		Facade walls					
Wall height (m):..... X	-	Y	3	X	1.5	Y	3	
Depth (m):..... X	-	Y	0.15	X	0.15	Y	0.15	
Isolated from structure:.....	Yes	<input type="checkbox"/>	No	<input checked="" type="checkbox"/>	Yes	<input type="checkbox"/>	No	<input checked="" type="checkbox"/>

SEISMIC BEHAVIOR

Total weight (D) (kN):.....	514
Total weight (L) (kN):.....	783
T ₁ uncracked (sec):.....	0.05
T ₁ cracked (sec):.....	0.08

MODELLING PARAMETERS

3D Numerical model:



Modelling considerations:

Plasticity model:.....	Lumped	<input checked="" type="checkbox"/>	Distributed	<input type="checkbox"/>
Infill walls modelling approach:.....	Equivalent frame			
Roof Diaphragm:.....	Rigid	<input checked="" type="checkbox"/>	Flexible	<input type="checkbox"/>
Foundation:.....	Rigid	<input checked="" type="checkbox"/>	Flexible	<input type="checkbox"/>
	k _v (kN)	_____	k _h (kN)	_____
	k _θ (kN)	_____		_____

Loads:

Over imposed design dead load (D) (kN/m ²):.....	1.2
Design Live load (L) (kN/m ²):.....	2.0
Load combination in non-linear analysis:.....	D+0.25L
Average load per square meter (kN/m ²):.....	4.3

Analysis considerations:

Global P-Delta effects:.....	Yes	<input checked="" type="checkbox"/>	No	<input type="checkbox"/>
Rigid zones:.....	Yes	<input checked="" type="checkbox"/>	No	<input type="checkbox"/>
Initial effective stiffness:.....	Beams	0.35	Columns	0.30
Analysis direction:.....	X	<input checked="" type="checkbox"/>	Y	<input type="checkbox"/>
Analysis orientation:.....	(+)	<input checked="" type="checkbox"/>	(-)	<input type="checkbox"/>

1st mode mass participation (%):.....	98.1
First floor column area (m ²):.....	1.75
Total weight (D+L) /columns area (%f _c):.....	0.21
Horizontal first story shear column capacity (g):.....	0.23

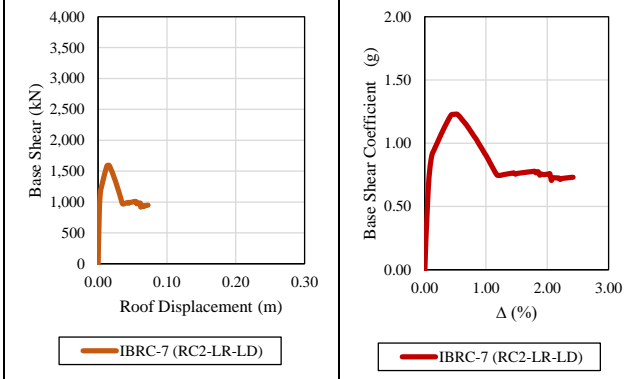
FRAGILITY VULNERABILITY ASSESSMENT

Date:	9/17/2018
Building Type:	RC2/LR/LD
Author:	UNIANDES
Sheet:	2 de 3

REINFORCED CONCRETE BUILDINGS

SEISMIC BEHAVIOR

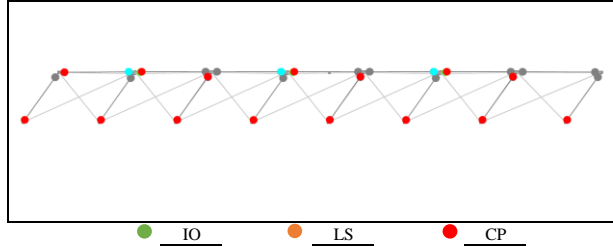
Capacity Curve:



Idealized capacity curve:

Behavior point	Base shear (kN)	Displacement (m)
Yield point:.....	1230	0.01
Maximum capacity:.....	1590	0.21
Ultimate capacity:.....	-	-

Collapse mechanism: Excessive flexibility



NON-LINEAR ANALYSIS PARAMETERS

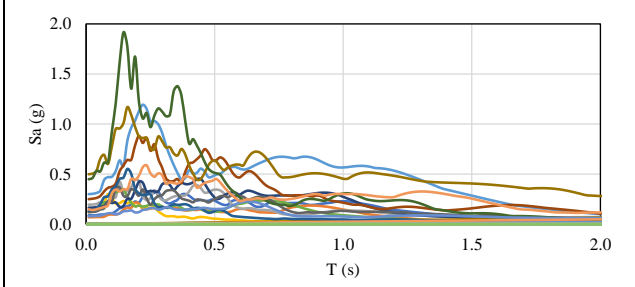
Seismic ground motions:

Number of ground motions used:.....	22
Soil type:.....	C
Source type:.....	Far field
Retrieved from:.....	PEER-NGA

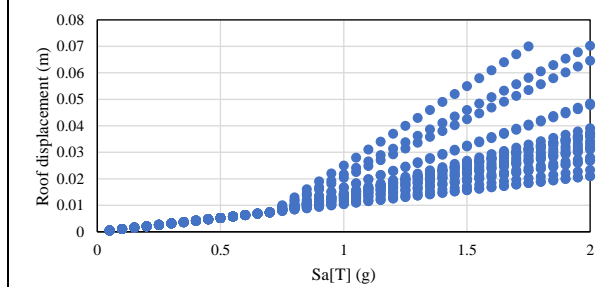
Analysis considerations:

Non-linear analysis:.....	Static <input checked="" type="checkbox"/>	Dynamic <input type="checkbox"/>
Analysis methodology:.....	N2	
Intensity measure parameter (IM):.....	Sa[T] (g)	
Scaling factor:.....	0.1	Minimum: 0.1 Maximum: 2

Ground motion spectra:



Illustrative EDP:



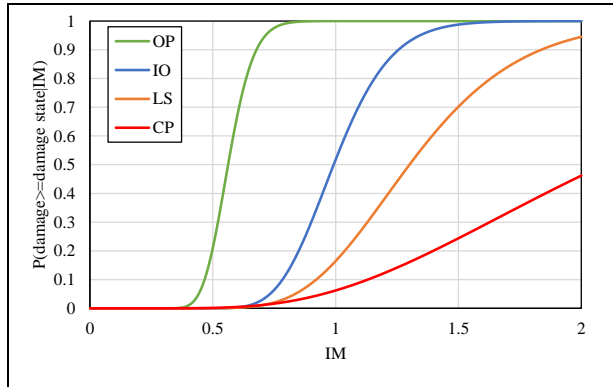
FRAGILITY ASSESSMENT

Damage states (DS):

Intensity Measure:.....	Sa[T] (g)			
Slight (SD) -Operational (OP) (%):.....	0.20			
Medium (MD) - Immediate occupancy (IO) (%):.....	0.40			
Extensive (ED) - Life safety (LS) (%):.....	0.66			
Collapse (CD) - Collapse prevention (CP) (%):.....	1.20			
Integration methodology:.....	LSM			

	OP	IO	LS	CP
Mean:.....	0.56	0.99	1.30	2.09
Deviation:.....	0.15	0.18	0.27	0.48

Fragility function:



FRAGILITY VULNERABILITY ASSESSMENT

Date:	9/17/2018
Building Type:	RC2/LR/LD
Author:	UNIANDES
Sheet:	3 de 3

REINFORCED CONCRETE BUILDINGS

VULNERABILITY ASSESSMENT

Component model:

Story	Group	Subgroup	Description	Unit	Quantity	Fragility curve	EDP	Correlation
1	E	C1	Column-one beam	Node	8	B1041.091a	Drift	0
1	E	C2	Column-two beams	Node	21	B1041.091b	Drift	0
1	A	F2	Masonry facade	5m x 3m	14	C1011.006a	Drift	1
1	A	M4	Masonry wall	5m x 3m	6	C1011.006b	Drift	1
1	C	S2	Contents	5m x 5m	13	E2022.010a	Drift	0

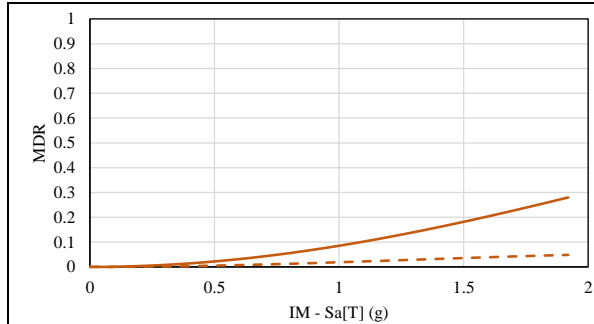
Phase I:

Beta model uncertainty:.....	0.3
Number of iteration for model uncertainty:.....	20
Number of iterations for damage states uncertainty:.....	20
Number of iterations for cost and time uncertainty:.....	20
Scale factor for cost:.....	Yes <input type="checkbox"/> No <input checked="" type="checkbox"/>

Phase II:

Lower intensity to no damage (g/g):.....	0.1
Maximum allowable residual drift for demolition (%):.....	1.5
Percentage of building replacement value (%):.....	100
Bidirectional factor for total cost model:.....	1
Intensity level for building evacuation (g/g):.....	2

Vulnerability function:



Fragility to vulnerability weighting percentage:

OP (%):	0	IO (%):	20	LS (%):	50	CP (%):	100
---------	---	---------	----	---------	----	---------	-----

GLOSSARY

f_c : Compressive concrete strength	k_v : Spring vertical stiffness	IM: Intensity measure
E_c : Concrete elastic module	k_h : Spring horizontal stiffness	DM: Damage states
f_y : Tensile steel strength	k_θ : Spring rotational stiffness	OP: Operational
E_s : Steel elastic module	D: Death load	IO: Immediate occupancy
f_m : Masonry compressive strength	L: Live load	LS: Life safety
γ : Masonry density	T1: First mode period	CP: Collapse prevention
CISF: Concrete isolated spread footing	Sa: Pseudo acceleration	EDP: Engineering demand parameters

Horizontal first story shear capacity (g) = $(\sqrt{f_c}/6) \cdot (A_{col}/W)$

PRINCIPAL REFERENCES

Reference project:.....	Global Library of School Infrastructure - GLoSI
Main bibliographical references:.....	GLoSI Technical Report
	FEMA P-695
	ASCE 41-17
	N2 Method (Fajfar, 2000)
	GEM Analytical Vulnerability Assessment Guideline (D'Ayala et al, 2015)
	FUNVUL (www.ecapra.org)